



KAKATIYA GOVERNMENT COLLEGE

HANUMAKONDA, TELANGANA STATE – 506001

(Affiliated to Kakatiya University, Warangal)

(e-mail:warangal.jkc@gmail.com, website: <https://gdcts.cgg.gov.in/hanamkonda.edu>)



Criterion VI – Governance, Leadership and Management **Metric No.6.5.2**

The institution reviews its teaching learning process, structures & methodologies of operations and learning outcomes at periodic intervals through IQAC set up as per norms and recorded the incremental improvement in various activities.

Institution Obtains Feedback Analysis on The Institution From The Students, Parents, Teachers and Alumni.

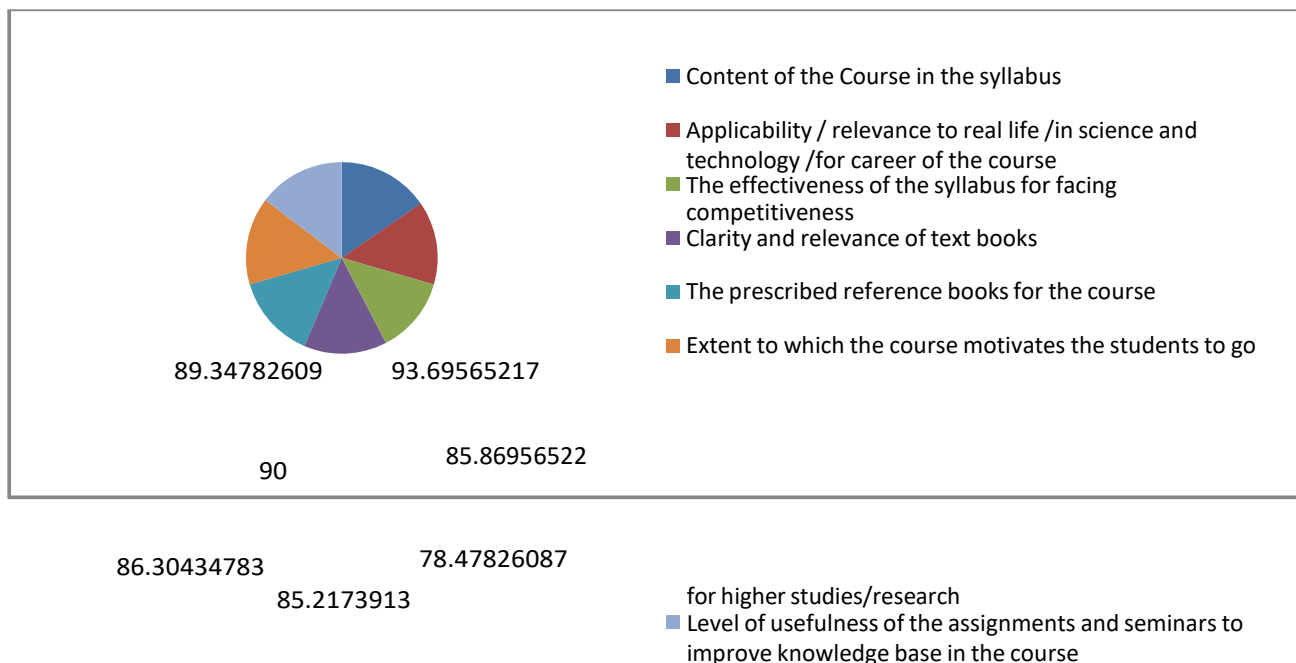
KAKATIYA GOVERNMENT COLLEGE-HANUMAKONDA: 506001-TS.

ANALYSIS OF THE STUDENT FEEDBACK ON DESIGN and REVIEW of SYLLABUS FOR THE YEAR 2020-21

The total score of the Lecturer wise item corresponding to the rating given by each student is calculated with average score corresponding to all the students.

SNo	Item	Dissatisfied			Needs Improvement			Moderately satisfied			Satisfied			Highly satisfied			Total Score given by the students	Maximum Score of all students	Average Score with %
		No. Of Items (I)	Score	Total	No. Of Items (II)	Score	Total	No. Of Items (III)	Score	Total	No. Of Items (IV)	Score	Total	No. Of Items (V)	Score	Total			
1	Content of the Course in the syllabus	0	2	0	0	4	0	5	6	30	19	8	152	68	10	680	862	920	93.70
2	Applicability / relevance to real life /in science and technology /for career of the course	0	2	0	3	4	12	8	6	48	40	8	320	41	10	410	790	920	85.87
3	The effectiveness of the syllabus for facing competitiveness	10	2	20	5	4	20	10	6	60	24	8	192	43	10	430	722	920	78.48
4	Clarity and relevance of text books	3	2	6	1	4	4	9	6	54	45	8	360	36	10	360	784	920	85.22
5	The prescribed reference books for the course	0	2	0	1	4	4	7	6	42	46	8	368	38	10	380	794	920	86.30
6	Extent to which the course motivates the students to go for higher studies/research	0	2	0	2	4	8	5	6	30	30	8	240	55	10	550	828	920	90.00
7	Level of usefulness of the assignments and seminars to improve knowledge base in the course	2	2	4	0	4	0	1	6	6	39	8	312	50	10	500	822	920	89.35

ANALYSIS OF THE STUDENT FEEDBACK ON DESIGN and REVIEW of SYLLABUS FOR THE YEAR 2020-21



Analysis

Students who offered feedback were from different courses. For students, it addressed curriculum and its learning related issues in terms of quality, competence, skills and professionalism. This feedback also considers other issues like effective delivery of curriculum, timely completion of the syllabus, Content of the Course in the syllabus, Applicability/relevance of the course, availability of prescribed reference books for the course, motivation to go for higher studies, Level of usefulness of the assignments and seminars to improve knowledge.

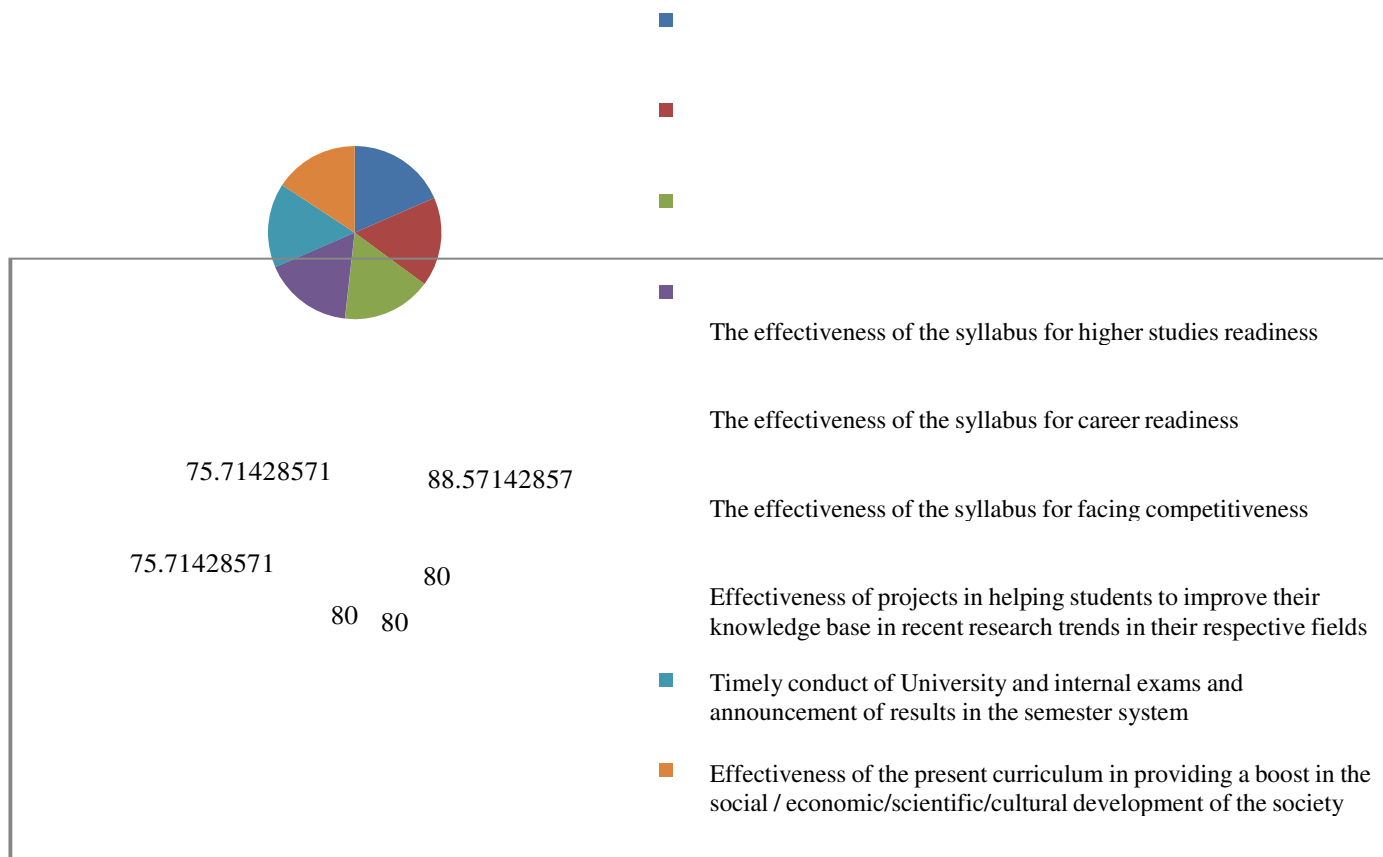
As far as the Content of the Course in the syllabus is concerned, 94 per cent of students are happy. In respect of applicability / relevance to

real life /in science & technology, 86 per cent students expressed their satisfaction. 78 per cent of student found the syllabus suitable for facing the competitive exams, whereas per cent of students think that the textbooks are relevant. 85 per cent of the students are satisfied with the availability of the prescribed reference books for the course. As many as 90 per cent of the students are happy that the course motivates them to go for higher studies/research and 89 per cent of the students are content with the Level of usefulness of the assignments and seminars to improve knowledge base in the course.

**ANALYSIS OF THE TEACHER FEEDBACK ON DESIGN and REVIEW of SYLLABUS FOR THE
YEAR 2020-21**

Sno	Item	I (Rating Scale)			II (Rating Scale)			III (Rating Scale)			IV (Rating Scale)			V (Rating Scale)			Total Score given by the students	Maximum Score of all students	Average Score with %
		No. Of Items (I)	Score	Total	No. Of Items (II)	Score	Total	No. Of Items (III)	Score	Total	No. Of Items (IV)	Score	Total	No. Of Items (V)	Score	Total			
1	The effectiveness of the syllabus for higher studies readiness	0	2	0	0	4	0	0	6	0	8	8	64	6	10	60	124	140	88.57
2	The effectiveness of the syllabus for career readiness	0	2	0	0	4	0	2	6	12	10	8	80	2	10	20	112	140	80.00
3	The effectiveness of the syllabus for facing competitiveness	0	2	0	0	4	0	4	6	24	6	8	48	4	10	40	112	140	80.00
4	Effectiveness of projects in helping students to improve their knowledge base in recent research trends in their respective fields	0	2	0	0	4	0	3	6	18	8	8	64	3	10	30	112	140	80.00
5	Timely conduct of University and internal exams and announcement of results in the semester system	0	2	0	1	4	4	3	6	18	8	8	64	2	10	20	106	140	75.71
6	Effectiveness of the present curriculum in providing a boost in the social / economic/scientific/cultural development of the society	1	2	2	0	4	0	3	6	18	7	8	56	3	10	30	106	140	75.71

ANALYSIS OF THE TEACHER FEEDBACK ON DESIGN and REVIEW of SYLLABUS FOR THE YEAR 2020-21



Analysis

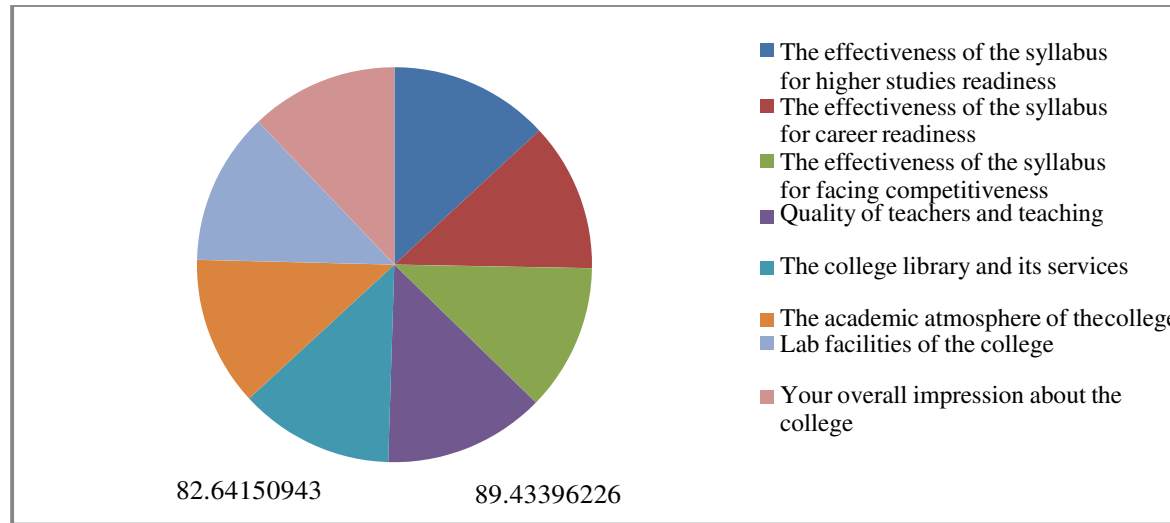
The feedback is taken from the teachers and the analysis of their responses is as follows

As per the feedback data 89 per cent of the teachers are satisfied with the effectiveness of the syllabus for higher studies readiness. 80 per cent are happy with the effectiveness of the syllabus for career readiness, 80 per cent are satisfied with the effectiveness of the syllabus for facing competitiveness, whereas 80 per cent of teachers are happy with the projects in helping students to improve their knowledge base in recent research trends in their respective fields. 76 per cent are happy with timely conduct of university and internal exams and announcement of results in the semester system and 76 per cent of teachers expressed satisfaction with syllabus being relevant to social development.

ANALYSIS OF THE PARENT FEEDBACK ON DESIGN and REVIEW of SYLLABUS FOR THE YEAR 2020-21

Sno	Item	I (Rating Scale)			II (Rating Scale)			III (Rating Scale)			IV (Rating Scale)			V (Rating Scale)			Total Score given by the students	Maximum Score of all students	Average Score with %
		No. Of Items (I)	Score	Total	No. Of Items (II)	Score	Total	No. Of Items (III)	Score	Total	No. Of Items (IV)	Score	Total	No. Of Items (V)	Score	Total			
1	The effectiveness of the syllabus for higher studies readiness	1	2	2	2	4	8	2	6	12	14	8	112	34	10	340	474	530	89.43
2	The effectiveness of the syllabus for career readiness	1	2	2	2	4	8	3	6	18	29	8	232	18	10	180	440	530	83.02
3	The effectiveness of the syllabus for facing competitiveness	0	2	0	1	4	4	11	6	66	23	8	184	18	10	180	434	530	81.89
4	Quality of teachers and teaching	0	2	0	0	4	0	4	6	24	18	8	144	31	10	310	478	530	90.19
5	The college library and its services	0	2	0	0	4	0	4	6	24	28	8	224	21	10	210	458	530	86.42
6	The academic atmosphere of the college	0	2	0	0	4	0	12	6	72	20	8	160	21	10	210	442	530	83.40
7	Lab facilities of the college	1	2	2	0	4	0	9	6	54	17	8	136	26	10	260	452	530	85.28
8	Your overall impression about the college	1	2	2	1	4	4	10	6	60	19	8	152	22	10	220	438	530	82.64

ANALYSIS OF THE PARENT FEEDBACK ON DESIGN and REVIEW of SYLLABUS FOR THE YEAR 2020-21



85.28301887
83.39622642

83.01886792

81.88679245

86.41509434

90.18867925

Analysis

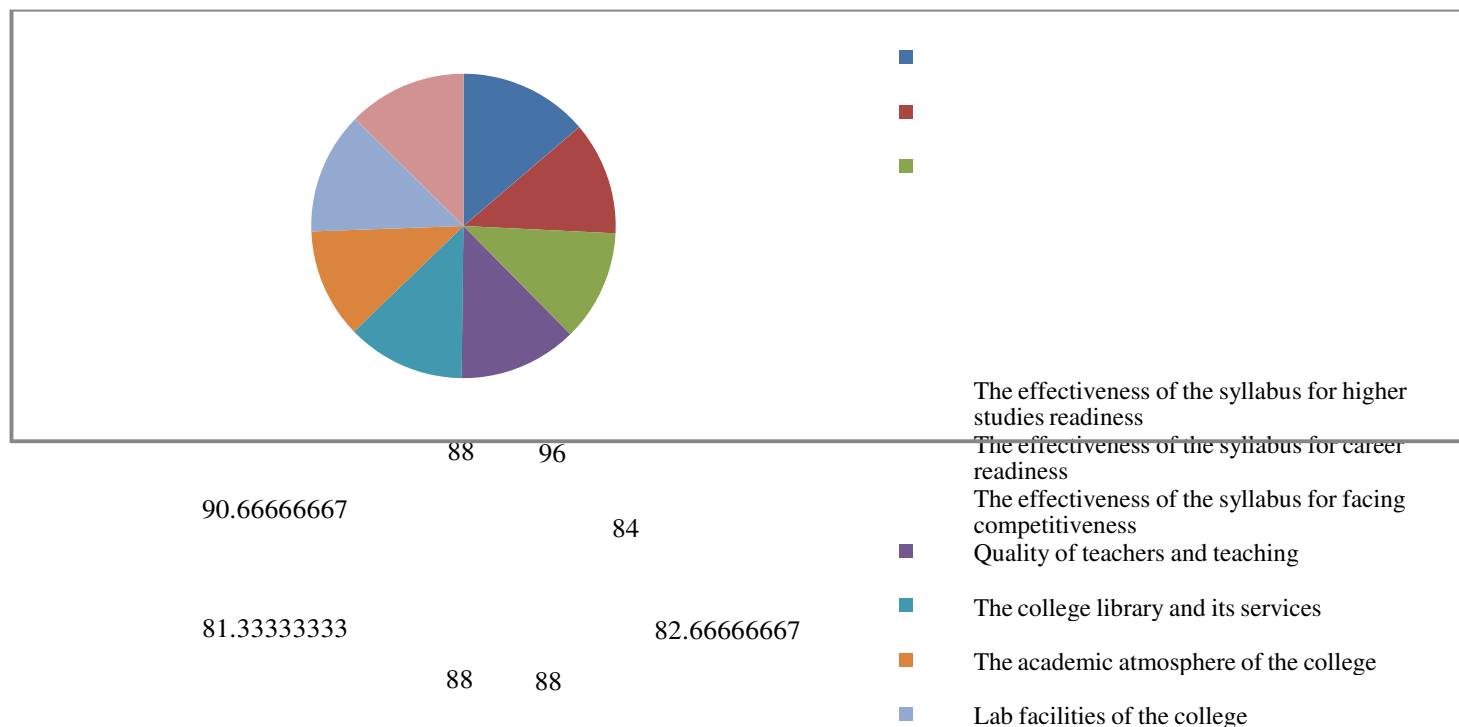
The feedback is collected from the parents and the analysis of their responses indicates that on an average 85 per cent of parents found the following aspects satisfactory:

- a. The effectiveness of the syllabus for higher studies readiness
- b. The effectiveness of the syllabus for career readiness,
- c. The effectiveness of the syllabus for facing competitiveness,
- d. Quality of teachers and teaching
- e. The college library and its services.

ANALYSIS OF THE ALUMNI FEEDBACK ON DESIGN and REVIEW of SYLLABUS FOR THE YEAR 2020-21

Sn o	Attribute	I (Rating Scale)			II (Rating Scale)			III (Rating Scale)			IV (Rating Scale)			V (Rating Scale)			Total Score given by the students	Maximum Score of all students	Average Score with %
		No. Of Items (I)	Score	Total	No. Of Items (II)	Score	Total	No. Of Items (III)	Score	Total	No. Of Items (IV)	Score	Total	No. Of Items (V)	Score	Total			
1	The effectiveness of the syllabus for higher studies readiness	0	2	0	0	4	0	0	6	0	3	8	24	12	10	120	144	150	96.00
2	The effectiveness of the syllabus for career readiness	0	2	0	0	4	0	2	6	12	8	8	64	5	10	50	126	150	84.00
3	The effectiveness of the syllabus for facing competitiveness	0	2	0	0	4	0	4	6	24	5	8	40	6	10	60	124	150	82.67
4	Quality of teachers and teaching	0	2	0	0	4	0	1	6	6	7	8	56	7	10	70	132	150	88.00
5	The college library and its services	0	2	0	0	4	0	1	6	6	7	8	56	7	10	70	132	150	88.00
6	The academic atmosphere of the college	0	2	0	0	4	0	4	6	24	6	8	48	5	10	50	122	150	81.33
7	Lab facilities of the college	0	2	0	0	4	0	1	6	6	5	8	40	9	10	90	136	150	90.67
8	Your overall impression about the college	0	2	0	0	4	0	1	6	6	7	8	56	7	10	70	132	150	88.00

ANALYSIS OF THE ALUMNI FEEDBACK ON DESIGN and REVIEW of SYLLABUS FOR THE YEAR 2020-21



Analysis:

The college took the feedback from its alumni and here is the analysis.

Considering the feedback data of alumni, it is found that on an average, 87 per cent of them expressed satisfaction with the following aspects like:

- The effectiveness of the syllabus for higher studies readiness

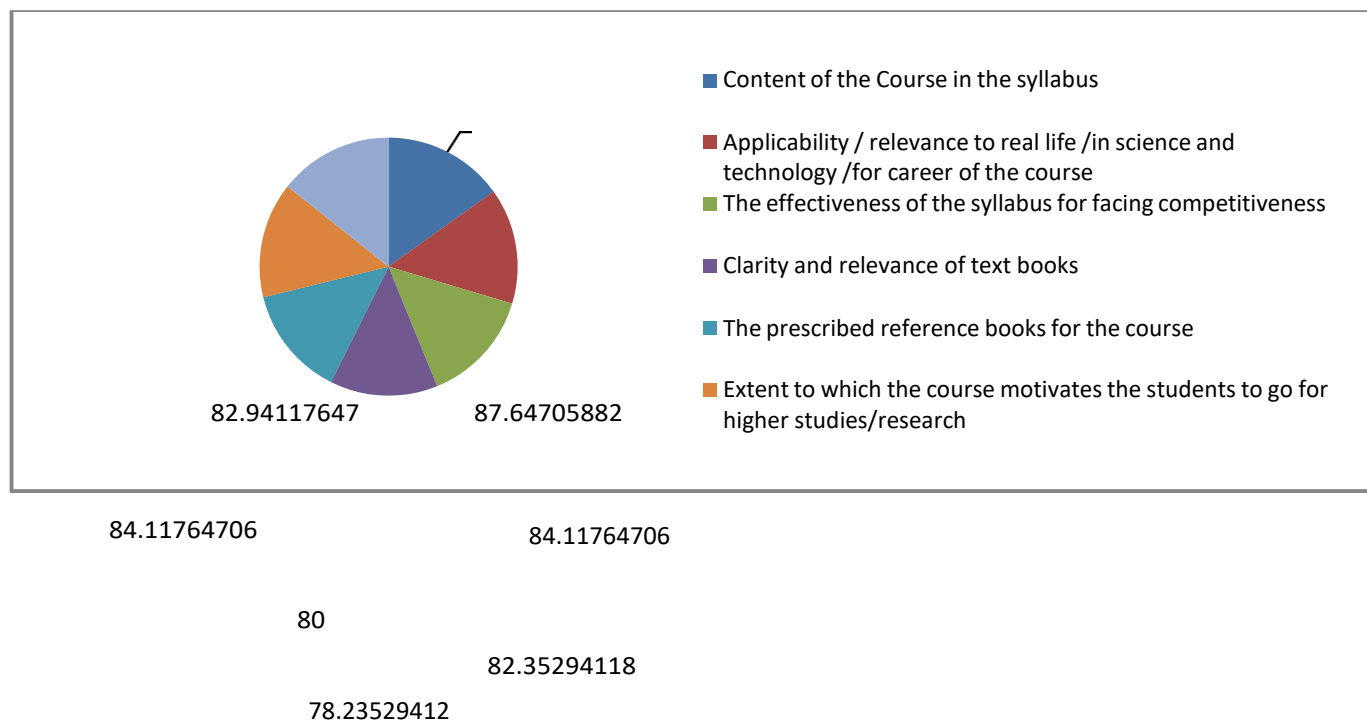
- The effectiveness of the syllabus for career readiness
- The effectiveness of the syllabus for facing competitiveness
- Quality of teachers and teaching,
- The college library and its services, the academic atmosphere of the college
- Lab facilities of the college.

It is clear that their overall impression about the college is very good.

ANALYSIS OF THE STUDENT FEEDBACK ON DESIGN and REVIEW of SYLLABUS FOR THE YEAR 2019-20

SNo	Item	Dissatisfied			Needs Improvement			Moderately satisfied			Satisfied			Highly satisfied			Total Score given by the students	Maximum Score of all students	Average Score with %
		No. Of Items (I)	Score	Total	No. Of Items (II)	Score	Total	No. Of Items (III)	Score	Total	No. Of Items (IV)	Score	Total	No. Of Items (V)	Score	Total			
1	Content of the Course in the syllabus	0	2	0	0	4	0	1	6	6	19	8	152	14	10	140	298	340	87.65
2	Applicability / relevance to real life /in science and technology /for career of the course	0	2	0	0	4	0	5	6	30	17	8	136	12	10	120	286	340	84.12
3	The effectiveness of the syllabus for facing competitiveness	0	2	0	0	4	0	10	6	60	10	8	80	14	10	140	280	340	82.35
4	Clarity and relevance of text books	0	2	0	0	4	0	9	6	54	19	8	152	6	10	60	266	340	78.24
5	The prescribed reference books for the course	0	2	0	0	4	0	11	6	66	12	8	96	11	10	110	272	340	80.00
6	Extent to which the course motivates the students to go for higher studies/research	0	2	0	0	4	0	8	6	48	11	8	88	15	10	150	286	340	84.12
7	Level of usefulness of the assignments and seminars to improve knowledge base in the course	0	2	0	0	4	0	6	6	36	17	8	136	11	10	110	282	340	82.94

ANALYSIS OF THE STUDENT FEEDBACK ON DESIGN and REVIEW of SYLLABUS FOR THE YEAR 2019-20



Analysis

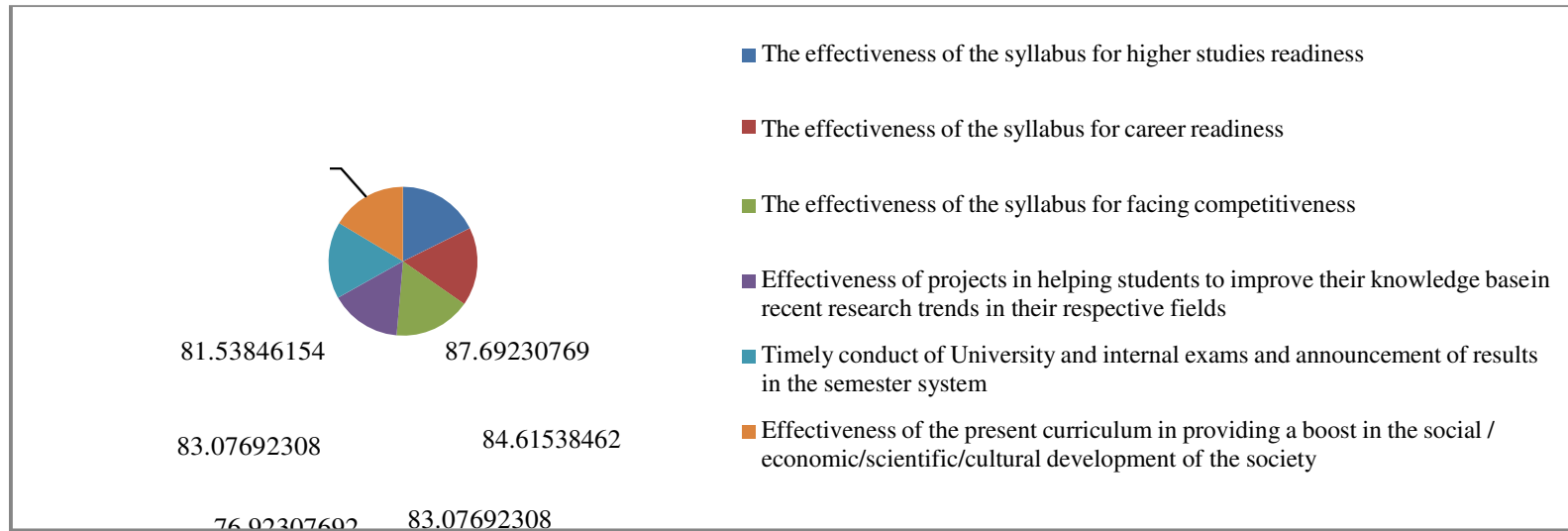
Students who offered feedback were from different courses. For students, it addressed curriculum and its learning related issues in terms of quality, competence, skills and professionalism. This feedback also considers other issues like effective delivery of curriculum, timely completion of the syllabus, Content of the Course in the syllabus, Applicability/relevance of the course, availability of prescribed reference books for the course, motivation to go for higher studies, Level of usefulness of the assignments and seminars to improve knowledge.

88 per cent of students are happy with the content of the Course in the syllabus. In respect of applicability / relevance to real life /in science and, 84 per cent students expressed satisfaction. 82 per cent of student found the syllabus suitable for facing the competitiveness, whereas 78 per cent of students think that the textbooks are relevant. 80 per cent of the students are satisfied with the provision of the prescribed reference books for the course. As many as 84 per cent of the students are happy that the course motivates them to go for higher studies/research and 83 per cent of the students are satisfied with the Level of usefulness of the assignments and seminars to improve knowledge base in the course.

ANALYSIS OF THE TEACHER FEEDBACK ON DESIGN and REVIEW of SYLLABUS FOR THE YEAR 2019-20

SNo	Item	Dissatisfied			Needs Improvement			Moderately satisfied			Satisfied			Highly satisfied			Total Score given by the students	Maximum Score of all students	Average Score with %
		No. Of Items (I)	Score	Total	No. Of Items (II)	Score	Total	No. Of Items (III)	Score	Total	No. Of Items (IV)	Score	Total	No. Of Items (V)	Score	Total			
1	The effectiveness of the syllabus for higher studies readiness	0	2	0	0	4	0	0	6	0	8	8	64	5	10	50	114	130	87.69
2	The effectiveness of the syllabus for career readiness	0	2	0	0	4	0	0	6	0	10	8	80	3	10	30	110	130	84.62
3	The effectiveness of the syllabus for facing competitiveness	0	2	0	0	4	0	2	6	12	7	8	56	4	10	40	108	130	83.08
4	Effectiveness of projects in helping students to improve their knowledgebase in recent research trends in their respective fields	0	2	0	1	4	4	2	6	12	8	8	64	2	10	20	100	130	76.92
5	Timely conduct of University and internal exams and announcement of results in the semester system	0	2	0	1	4	4	1	6	6	6	8	48	5	10	50	108	130	83.08
6	Effectiveness of the present curriculum in providing a boost in the social / economic/scientific/cultural development of the society	0	2	0	0	4	0	4	6	24	4	8	32	5	10	50	106	130	81.54

ANALYSIS OF THE TEACHER FEEDBACK ON DESIGN and REVIEW of SYLLABUS FOR THE YEAR 2019-20



Analysis

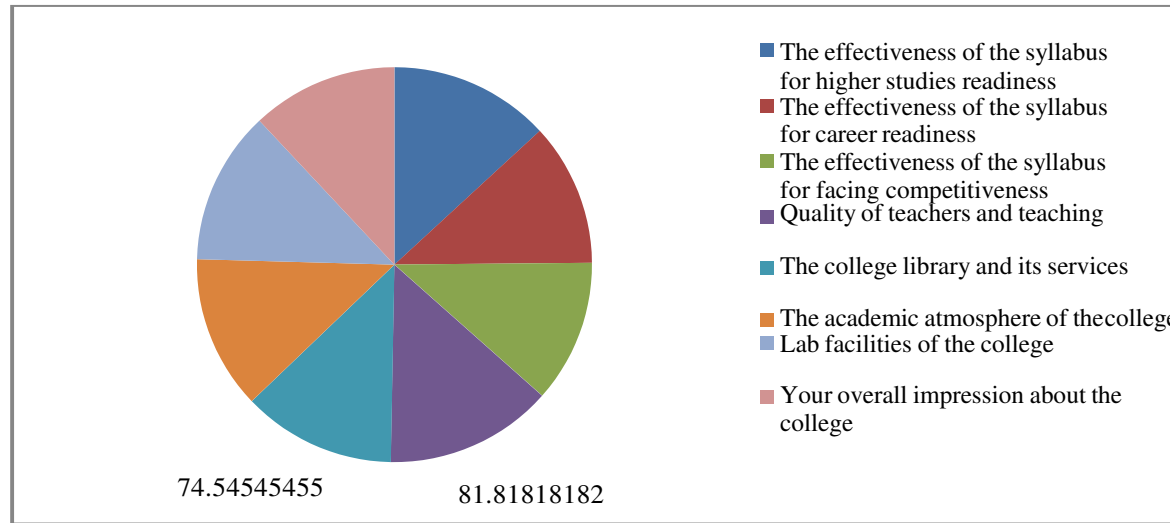
The feedback is taken from the teachers and the analysis of their responses is as follows

A majority of the teachers i.e . 87 per cent are satisfied with the effectiveness of the syllabus for higher studies readiness. 85 per cents are happy with the effectiveness of the syllabus for career readiness, where as 83 per cent of teachers felt satisfied with the effectiveness of the syllabus for facing competitiveness and 77 percent of teachers were happy with the effectiveness of projects in helping students to improve their knowledge base in recent research trends in their respective fields. 83 per cent are happy with timely conduct of university and internal exams and announcement of results in the semester system and 82 per cent of teachers were happy with the relevance of the syllabus for the development of the society.

ANALYSIS OF THE PARENT FEEDBACK ON DESIGN and REVIEW of SYLLABUS FOR THE YEAR 2019-20

S No	Item	Dissatisfied			Needs Improvement			Moderately satisfied			Satisfied			Highly satisfied			Total Score given by the students	Maximum Score of all students	Average Score with %
		No. Of Items (I)	Score	Total	No. Of Items (II)	Score	Total	No. Of Items (III)	Score	Total	No. Of Items (IV)	Score	Total	No. Of Items (V)	Score	Total			
1	The effectiveness of the syllabus for higher studies readiness	0	2	0	0	4	0	2	6	12	6	8	48	3	10	30	90	110	81.82
2	The effectiveness of the syllabus for career readiness	0	2	0	0	4	0	6	6	36	3	8	24	2	10	20	80	110	72.73
3	The effectiveness of the syllabus for facing competitiveness	0	2	0	0	4	0	4	6	24	7	8	56	0	10	0	80	110	72.73
4	Quality of teachers and teaching	0	2	0	0	4	0	3	6	18	2	8	16	6	10	60	94	110	85.45
5	The college library and its services	0	2	0	0	4	0	5	6	30	2	8	16	4	10	40	86	110	78.18
6	The academic atmosphere of the college	0	2	0	0	4	0	1	6	6	10	8	80	0	10	0	86	110	78.18
7	Lab facilities of the college	0	2	0	0	4	0	5	6	30	2	8	16	4	10	40	86	110	78.18
8	Your overall impression about the college	0	2	0	0	4	0	5	6	30	4	8	32	2	10	20	82	110	74.55

ANALYSIS OF THE PARENT FEEDBACK ON DESIGN and REVIEW of SYLLABUS FOR THE YEAR 2019-20



Analysis


The feedback is collected from the parents and the analysis of their responses indicates that 82, 73, 73, 85 and 78 per cent of the parents expressed their satisfaction with the aspects like -.

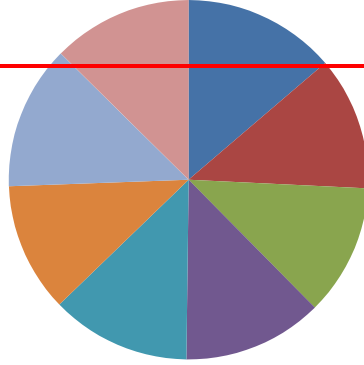
- a. The effectiveness of the syllabus for higher studies readiness
- b. The effectiveness of the syllabus for career readiness,
- c. The effectiveness of the syllabus for facing competitiveness,
- d. Quality of teachers and teaching and
- e. The college library and its services respectively.

ANALYSIS OF THE ALUMNI FEEDBACK ON DESIGN and REVIEW of SYLLABUS FOR THE YEAR 2019-20

S N o	Attribute	Dissatisfied			Needs Improvement			Moderately satisfied			Satisfied			Highly satisfied			Total Score given by the students	Maximum Score of all students	Average Score with %
		No. Of Items (I)	Score	Total	No. Of Items (II)	Score	Total	No. Of Items (III)	Score	Total	No. Of Items (IV)	Score	Total	No. Of Items (V)	Score	Total			
1	The effectiveness of the syllabus for higher studies readiness	0	2	0	0	4	0	0	6	0	3	8	24	12	10	120	144	150	96.00
2	The effectiveness of the syllabus for career readiness	0	2	0	0	4	0	2	6	12	8	8	64	5	10	50	126	150	84.00
3	The effectiveness of the syllabus for facing competitiveness	0	2	0	0	4	0	4	6	24	5	8	40	6	10	60	124	150	82.67
4	Quality of teachers and teaching	0	2	0	0	4	0	1	6	6	7	8	56	7	10	70	132	150	88.00
5	The college library and its services	0	2	0	0	4	0	1	6	6	7	8	56	7	10	70	132	150	88.00
6	The academic atmosphere of the college	0	2	0	0	4	0	4	6	24	6	8	48	5	10	50	122	150	81.33
7	Lab facilities of the college	0	2	0	0	4	0	1	6	6	5	8	40	9	10	90	136	150	90.67
8	Your overall impression about the college	0	2	0	0	4	0	1	6	6	7	8	56	7	10	70	132	150	88.00

ANALYSIS OF THE ALUMNI FEEDBACK ON DESIGN and REVIEW of SYLLABUS FOR THE YEAR 2019-20





Analysis

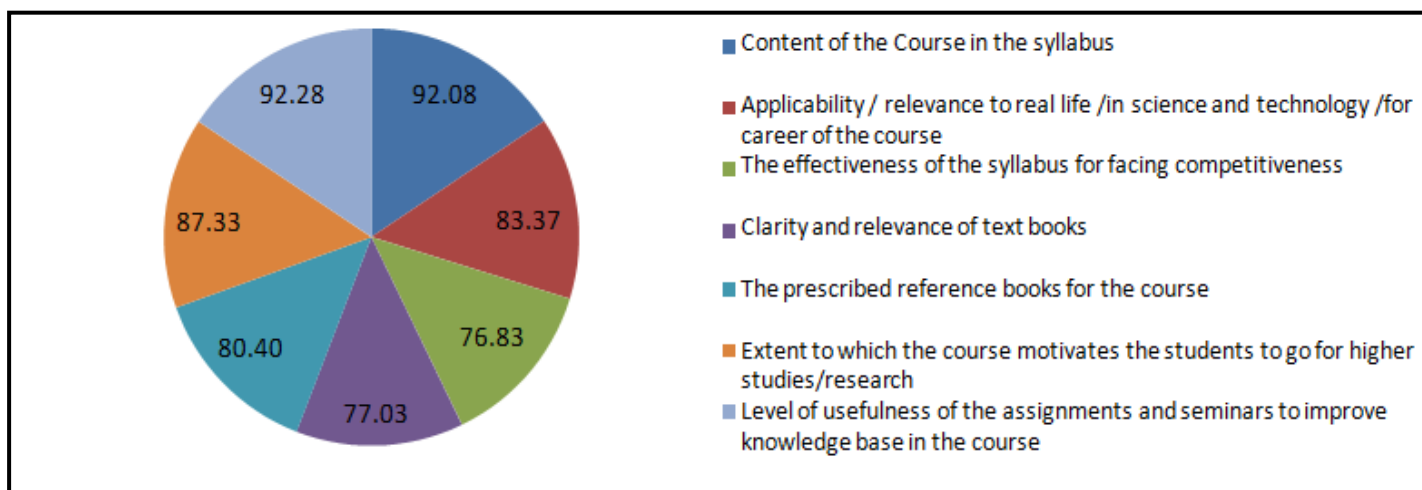
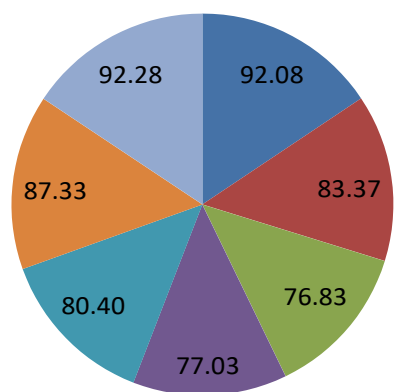
The college took the feedback from its alumni and here is the analysis.

On an average above 87 per cent of the alumni expressed satisfaction with all the attributes like: The effectiveness of the syllabus for higher studies readiness, the effectiveness of the syllabus for career readiness, the effectiveness of the syllabus for facing competitiveness, quality of teachers and teaching, the college library and its services, the academic atmosphere of the college Lab facilities of the college and overall impression about the college.

ANALYSIS OF THE STUDENT FEEDBACK ON DESIGN and REVIEW of SYLLABUS FOR THE YEAR 2018-19

SNo	Attribute	Dissatisfied			Needs Improvement			Moderately satisfied			Satisfied			Highly satisfied			Total Score given by the students	Maximum Score of all students	Average Score with %
		No. Of Items (I)	Score	Total	No. Of Items (II)	Score	Total	No. Of Items (III)	Score	Total	No. Of Items (IV)	Score	Total	No. Of Items (V)	Score	Total			
1	Content of the Course in the syllabus	0	2	0	1	4	4	5	6	30	27	8	216	68	10	680	930	1010	92.08
2	Applicability / relevance to real life /in science and technology /for career of the course	1	2	2	3	4	12	15	6	90	41	8	328	41	10	410	842	1010	83.37
3	The effectiveness of the syllabus for facing competitiveness	3	2	6	12	4	48	23	6	138	23	8	184	40	10	400	776	1010	76.83
4	Clarity and relevance of text books	0	2	0	5	4	20	28	6	168	45	8	360	23	10	230	778	1010	77.03
5	The prescribed reference books for the course	3	2	6	18	4	72	9	6	54	15	8	120	56	10	560	812	1010	80.40
6	Extent to which the course motivates the students to go for higher studies/research	0	2	0	3	4	12	10	6	60	35	8	280	53	10	530	882	1010	87.33
7	Level of usefulness of the assignments and seminars to improve knowledge base in the course	1	2	2	1	4	4	4	6	24	24	8	192	71	10	710	932	1010	92.28

ANALYSIS OF THE STUDENT FEEDBACK ON DESIGN and REVIEW of SYLLABUS FOR THE YEAR 2018-19



Analysis

Students who offered feedback were from different courses. For students, it addressed curriculum and its learning related issues

in terms of quality, competence, skills and professionalism. This feedback also considers other issues like effective delivery of curriculum, timely completion of the syllabus, Content of the Course in the syllabus, Applicability/relevance of the course, availability of prescribed reference books for the course, motivation to go for higher studies, Level of usefulness of the assignments and seminars to improve knowledge.

92 per cent of students are happy with the content of the Course in the syllabus. In respect of applicability / relevance to real life /in science and, 84 per cent students expressed satisfaction. 77 per cent of student found the syllabus and the available text books are relevant. 80 per cent of the students are satisfied with the provision of the prescribed reference books for the course. As many as 87 per cent of the students are happy that the course motivates them to go for higher studies/research and 92 per cent of the students are satisfied with the Level of usefulness of the assignments and seminars to improve knowledge base in the course.

ANALYSIS OF THE TEACHER FEEDBACK ON DESIGN and REVIEW of SYLLABUS FOR THE YEAR 2018-19

Sno	Attribute	Dissatisfied			Needs Improvement			Moderately satisfied			Satisfied			Highly satisfied			Total Score given by the students	Maximum Score of all students	Average Score with %
		No. Of Items (I)	Score	Total	No. Of Items (II)	Score	Total	No. Of Items (III)	Score	Total	No. Of Items (IV)	Score	Total	No. Of Items (V)	Score	Total			
1	The effectiveness of the syllabus for higher studies readiness	1	2	2	1	4	4	5	6	30	35	8	280	19	10	190	506	610	82.95
2	The effectiveness of the syllabus for career readiness	0	2	0	2	4	8	16	6	96	34	8	272	9	10	90	466	610	76.39
3	The effectiveness of the syllabus for facing competitiveness	2	2	4	9	4	36	17	6	102	24	8	192	9	10	90	424	610	69.51
4	Effectiveness of projects in helping students to improve their knowledge base in recent research trends in their respective fields	2	2	4	1	4	4	20	6	120	21	8	168	17	10	170	466	610	76.39
5	Timely conduct of University and internal exams and announcement of results in the semester system	0	2	0	11	4	44	18	6	108	21	8	168	11	10	110	430	610	70.49
6	Effectiveness of the present curriculum in providing a boost in the social / economic/scientific/cultural development of the society	0	2	0	5	4	20	18	6	108	26	8	208	11	10	110	446	610	73.11

ANALYSIS OF THE TEACHER FEEDBACK ON DESIGN and REVIEW of SYLLABUS FOR THE YEAR 2018-19

- The effectiveness of the syllabus for higher studies readiness

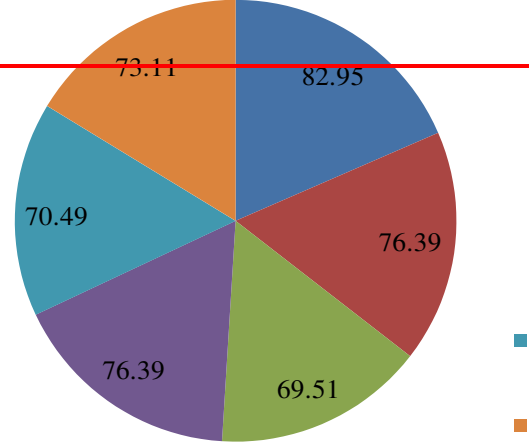
- The effectiveness of the syllabus for career readiness

- The effectiveness of the syllabus for facing competitiveness

- Effectiveness of projects in helping students to improve their knowledge base in recent research trends in their respective fields

Timely conduct of University and internal exams and announcement of results in the semester system

Effectiveness of the present curriculum in providing a boost in the social / economic/scientific/cultural development of the society



Analysis

The feedback is taken from the teachers and the analysis of their responses is as follows

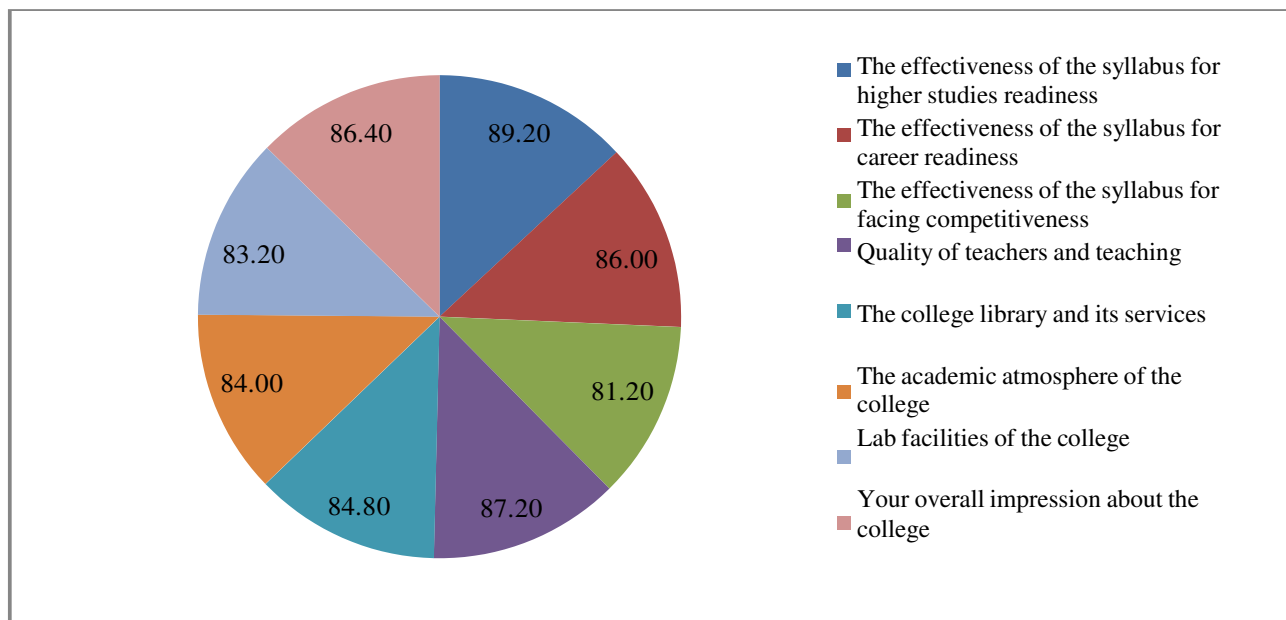
83 per cent of the teachers are satisfied with the effectiveness of the syllabus for higher studies readiness. 76 per cents are happy with the effectiveness of the syllabus for career readiness, where as 70 per cent of teachers felt satisfied with the effectiveness of the syllabus for facing competitiveness and 76 percent of teachers were happy with the effectiveness of projects in helping students to improve their knowledge base in recent research trends in their respective fields. 70 per cent are happy with timely conduct of university and internal exams and announcement of results in the semester system and 73 per cent of teachers were happy with the relevance of the syllabus for the development of the society.

ANALYSIS OF THE PARENT FEEDBACK ON DESIGN and REVIEW of SYLLABUS FOR THE YEAR 2018-19

The total score of the attribute corresponding to the rating given by each parent is calculated with average score corresponding to all the parents.

S N O	Attribute	Dissatisfied		Needs Improvement			Moderately satisfied			Satisfied			Highly satisfied			Total Score given by the students	Maximum Score of all students	Average Score with %	
		No. Of Items (I)	Score	Total	No. Of Items (II)	Score	Total	No. Of Items (III)	Score	Total	No. Of Items (IV)	Score	Total	No. Of Items (V)	Score				
1	The effectiveness of the syllabus for higher studies readiness	0	2	0	0	4	0	2	6	12	23	8	184	25	10	250	446	500	89.20
2	The effectiveness of the syllabus for career readiness	0	2	0	0	4	0	7	6	42	21	8	168	22	10	220	430	500	86.00
3	The effectiveness of the syllabus for facing competitiveness	0	2	0	0	4	0	15	6	90	17	8	136	18	10	180	406	500	81.20
4	Quality of teachers and teaching	0	2	0	1	4	4	5	6	30	19	8	152	25	10	250	436	500	87.20
5	The college library and its services	0	2	0	2	4	8	6	6	36	20	8	160	22	10	220	424	500	84.80
6	The academic atmosphere of the college	1	2	2	0	4	0	6	6	36	24	8	192	19	10	190	420	500	84.00
7	Lab facilities of the college	1	2	2	2	4	8	7	6	42	18	8	144	22	10	220	416	500	83.20
8	Your overall impression about the college	1	2	2	0	4	0	1	6	6	28	8	224	20	10	200	432	500	86.40

ANALYSIS OF THE PARENT FEEDBACK ON DESIGN and REVIEW of SYLLABUS FOR THE YEAR 2018-19



Analysis

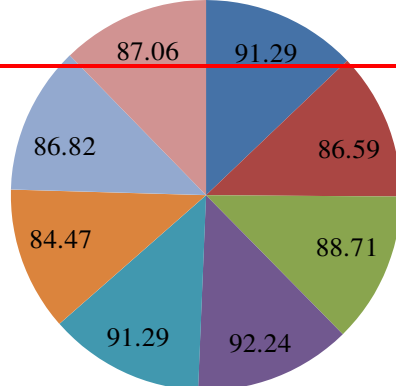
The feedback is collected from the parents and the analysis of their responses indicates that on an average 74 per cent of the parents expressed their satisfaction with the aspects like: The effectiveness of the syllabus for higher studies readiness, the effectiveness of the syllabus for career readiness, the effectiveness of the syllabus for facing competitiveness, quality of teachers and teaching and the college library and its services respectively.

ANALYSIS OF THE ALUMNI FEEDBACK ON DESIGN and REVIEW of SYLLABUS FOR THE YEAR 2018-19

Sno	Attribute	Dissatisfied			Needs Improvement			Moderately satisfied			Satisfied			Highly satisfied			Total Score given by the students	Maximum Score of all students	Average Score with %
		No. Of Items (I)	Score	Total	No. Of Items (II)	Score	Total	No. Of Items (III)	Score	Total	No. Of Items (IV)	Score	Total	No. Of Items (V)	Score	Total			
1	The effectiveness of the syllabus for higher studies readiness	0	2	0	0	4	0	3	6	18	31	8	248	51	10	510	776	850	91.29
2	The effectiveness of the syllabus for career readiness	0	2	0	0	4	0	8	6	48	36	8	288	40	10	400	736	850	86.59
3	The effectiveness of the syllabus for facing competitiveness	0	2	0	2	4	8	13	6	78	26	8	208	46	10	460	754	850	88.71
4	Quality of teachers and teaching	0	2	0	0	4	0	6	6	36	21	8	168	58	10	580	784	850	92.24
5	The college library and its services	0	2	0	1	4	4	7	6	42	25	8	200	53	10	530	776	850	91.29
6	The academic atmosphere of the college	0	2	0	1	4	4	8	6	48	37	8	296	37	10	370	718	850	84.47
7	Lab facilities of the college	2	2	4	1	4	4	10	6	60	25	8	200	47	10	470	738	850	86.82
8	Your overall impression about the college	2	2	4	1	4	4	11	6	66	32	8	256	41	10	410	740	850	87.06

ANALYSIS OF THE ALUMNI FEEDBACK ON DESIGN and REVIEW of SYLLABUS FOR THE YEAR 2018-19

- The effectiveness of the syllabus for higher studies readiness
- The effectiveness of the syllabus for career readiness
- The effectiveness of the syllabus for facing competitiveness
- Quality of teachers and teaching
- The college library and its services
- The academic atmosphere of the college
- Lab facilities of the college
- Your overall impression about the college



Analysis

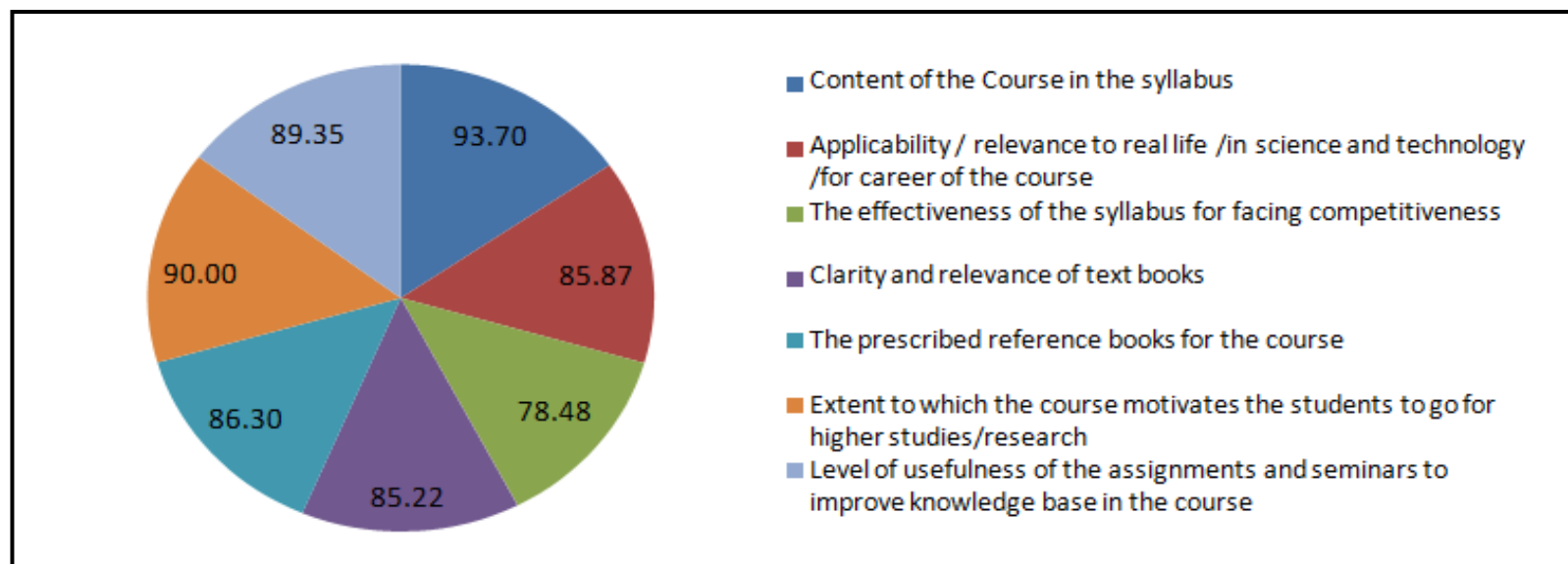
The college took the feedback from its alumni and here is the analysis.

On an average above 89 per cent of the alumni expressed satisfaction with all the attributes like: The effectiveness of the syllabus for higher studies readiness, the effectiveness of the syllabus for career readiness, the effectiveness of the syllabus for facing competitiveness, quality of teachers and teaching, the college library and its services, the academic atmosphere of the college Lab facilities of the college and overall impression about the college.

ANALYSIS OF THE STUDENT FEEDBACK ON DESIGN and REVIEW of SYLLABUS FOR THE YEAR 2017-18

SNo	Attribute	Dissatisfied			Needs Improvement			Moderately satisfied			Satisfied			Highly satisfied			Total Score given by the students	Maximum Score of all students	Average Score with %
		No. Of Items (I)	Score	Total	No. Of Items (II)	Score	Total	No. Of Items (III)	Score	Total	No. Of Items (IV)	Score	Total	No. Of Items (V)	Score	Total			
1	Content of the Course in the syllabus	0	2	0	0	4	0	5	6	30	19	8	152	68	10	680	862	920	93.70
2	Applicability / relevance to real life /in science and technology /for career of the course	0	2	0	3	4	12	8	6	48	40	8	320	41	10	410	790	920	85.87
3	The effectiveness of the syllabus for facing competitiveness	10	2	20	5	4	20	10	6	60	24	8	192	43	10	430	722	920	78.48
4	Clarity and relevance of text books	3	2	6	1	4	4	9	6	54	45	8	360	36	10	360	784	920	85.22
5	The prescribed reference books for the course	0	2	0	1	4	4	7	6	42	46	8	368	38	10	380	794	920	86.30
6	Extent to which the course motivates the students to go for higher studies/research	0	2	0	2	4	8	5	6	30	30	8	240	55	10	550	828	920	90.00
7	Level of usefulness of the assignments and seminars to improve knowledge base in the course	2	2	4	0	4	0	1	6	6	39	8	312	50	10	500	822	920	89.35

ANALYSIS OF THE STUDENT FEEDBACK ON DESIGN and REVIEW of SYLLABUS FOR THE YEAR 2017-18



Analysis:

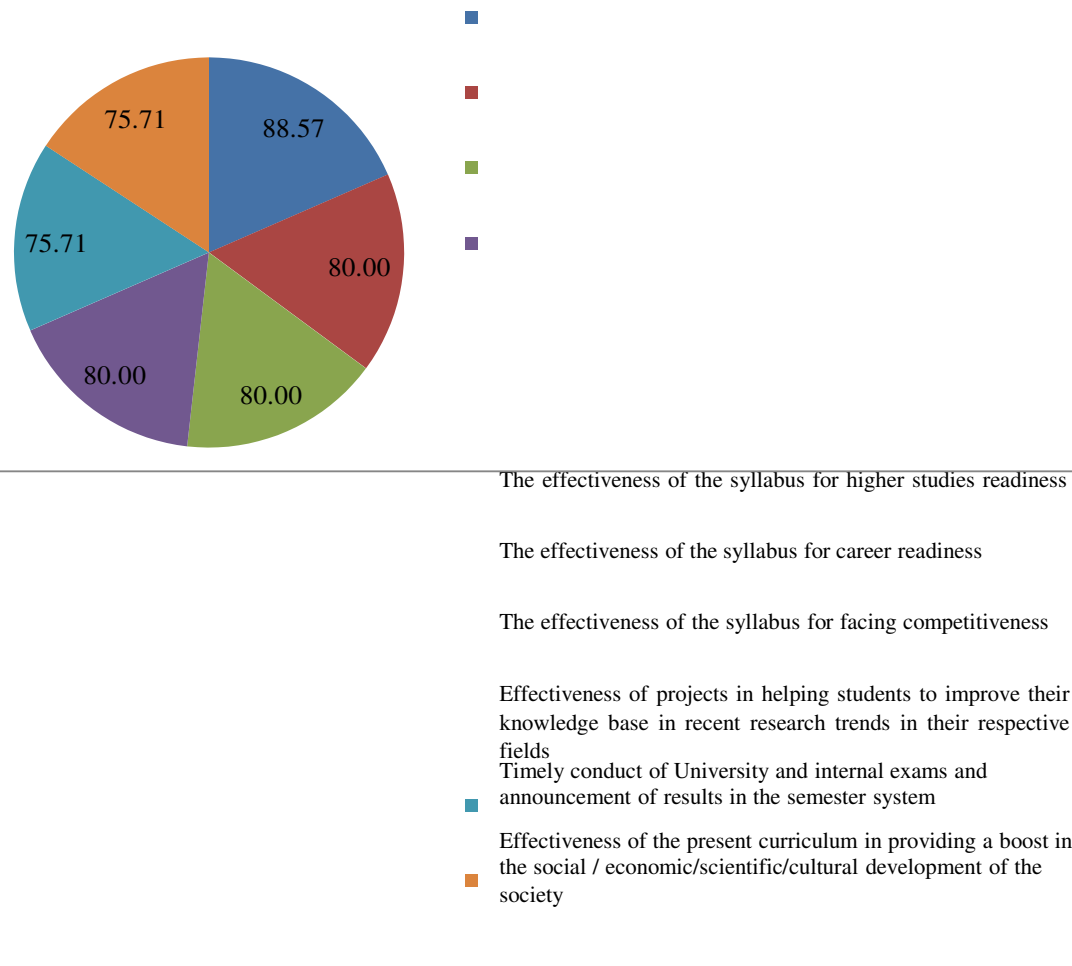
Students who offered feedback were from different courses. For students, it addressed curriculum and its learning related issues in terms of quality, competence, skills and professionalism. This feedback also considers other issues like effective delivery of curriculum, timely completion of the syllabus, Content of the Course in the syllabus, Applicability/relevance of the course, availability of prescribed reference books for the course, motivation to go for higher studies, Level of usefulness of the assignments and seminars to improve knowledge.

94 percent of students are satisfied with the content of the Course in the syllabus. In respect of applicability / relevance to real life /in science and technology, 86 per cent students expressed satisfaction. 78 per cent of student found the syllabus relevant for competitiveness. 85 per cent of the students are satisfied with the clarity and relevance of the text books for the course. As many as 86 per cent of the students are happy with the reference books available in the library. 87 per cent of students felt that the course they have chosen motivates them to go for higher studies/research and 89 per cent of the students are satisfied with the Level of usefulness of the assignments and seminars to improve knowledge base in the course.

ANALYSIS OF THE TEACHER FEEDBACK ON DESIGN and REVIEW of SYLLABUS FOR THE YEAR 2017-18

S No	Attribute	Dissatisfied			Needs Improvement			Moderately satisfied			Satisfied			Highly satisfied			Total Score given by the students	Maximum Score of all students	Average Score with %
		No. Of Items (I)	Score	Total	No. Of Items (II)	Score	Total	No. Of Items (III)	Score	Total	No. Of Items (IV)	Score	Total	No. Of Items (V)	Score	Total			
1	The effectiveness of the syllabus for higher studies readiness	0	2	0	0	4	0	0	6	0	8	8	64	6	10	60	124	140	88.57
2	The effectiveness of the syllabus for career readiness	0	2	0	0	4	0	2	6	12	10	8	80	2	10	20	112	140	80.00
3	The effectiveness of the syllabus for facing competitiveness	0	2	0	0	4	0	4	6	24	6	8	48	4	10	40	112	140	80.00
4	Effectiveness of projects in helping students to improve their knowledge base in recent research trends in their respective fields	0	2	0	0	4	0	3	6	18	8	8	64	3	10	30	112	140	80.00
5	Timely conduct of University and internal exams and announcement of results in the semester system	0	2	0	1	4	4	3	6	18	8	8	64	2	10	20	106	140	75.71
6	Effectiveness of the present curriculum in providing a boost in the social / economic/scientific/cultural development of the society	1	2	2	0	4	0	3	6	18	7	8	56	3	10	30	106	140	75.71

ANALYSIS OF THE TEACHER FEEDBACK ON DESIGN and REVIEW of SYLLABUS FOR THE YEAR 2017-18



Analysis

ANALYSIS OF THE PARENT FEEDBACK ON DESIGN and REVIEW of SYLLABUS FOR THE YEAR 2017-18

The feedback is taken from the teachers and the analysis of their responses is as follows

89 per cent of the teachers are happy with the effectiveness of the syllabus for higher studies readiness. The effectiveness of the syllabus for career readiness and to face competitiveness is found to be satisfactory with 80 per cent of the teachers. 88 percent of teachers were happy with the effectiveness of projects in helping students to improve their knowledge base in recent research trends in their respective fields. 82 per cent are happy with timely conduct of university and internal exams and announcement of results in the semester system and 92 per cent of teachers were happy with the relevance of the syllabus for the development of the society.

The total score of the attribute corresponding to the rating given by each parent is calculated with average score corresponding to all the parents.

Sno	Attribute	Dissatisfied			Needs Improvement			Moderately satisfied			Satisfied			Highly satisfied			Total Score given by the students	Maximum Score of all students	Average Score with %
		No. Of Items (I)	Score	Total	No. Of Items (II)	Score	Total	No. Of Items (III)	Score	Total	No. Of Items (IV)	Score	Total	No. Of Items (V)	Score	Total			
1	The effectiveness of the syllabus for higher studies readiness	1	2	2	2	4	8	2	6	12	14	8	112	34	10	340	474	530	89.43
2	The effectiveness of the syllabus for career readiness	1	2	2	2	4	8	3	6	18	29	8	232	18	10	180	440	530	83.02

ANALYSIS OF THE PARENT FEEDBACK ON DESIGN and REVIEW of SYLLABUS FOR THE YEAR 2017-18

3	The effectiveness of the syllabus for facing competitiveness	0	2	0	1	4	4	11	6	66	23	8	184	18	10	180	434	530	81.89
4	Quality of teachers and teaching	0	2	0	0	4	0	4	6	24	18	8	144	31	10	310	478	530	90.19
5	The college library and its services	0	2	0	0	4	0	4	6	24	28	8	224	21	10	210	458	530	86.42
6	The academic atmosphere of the college	0	2	0	0	4	0	12	6	72	20	8	160	21	10	210	442	530	83.40
7	Lab facilities of the college	1	2	2	0	4	0	9	6	54	17	8	136	26	10	260	452	530	85.28
8	Your overall impression about the college	1	2	2	1	4	4	10	6	60	19	8	152	22	10	220	438	530	82.64

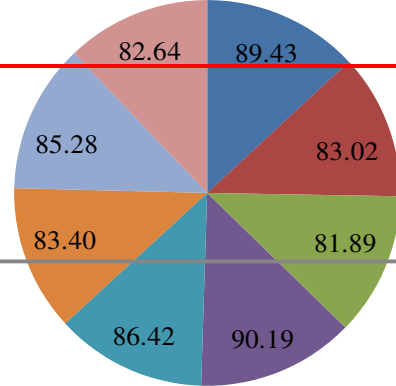
The effectiveness of the syllabus for
 higherstudies readiness
 The effectiveness of the syllabus for career
 readiness
 The effectiveness of the syllabus for facing
 Competitiveness
 Quality of teachers and teaching

 The college library and its services

 The academic atmosphere of the college

 Lab facilities of the college

 Your overall impression about the college



Analysis

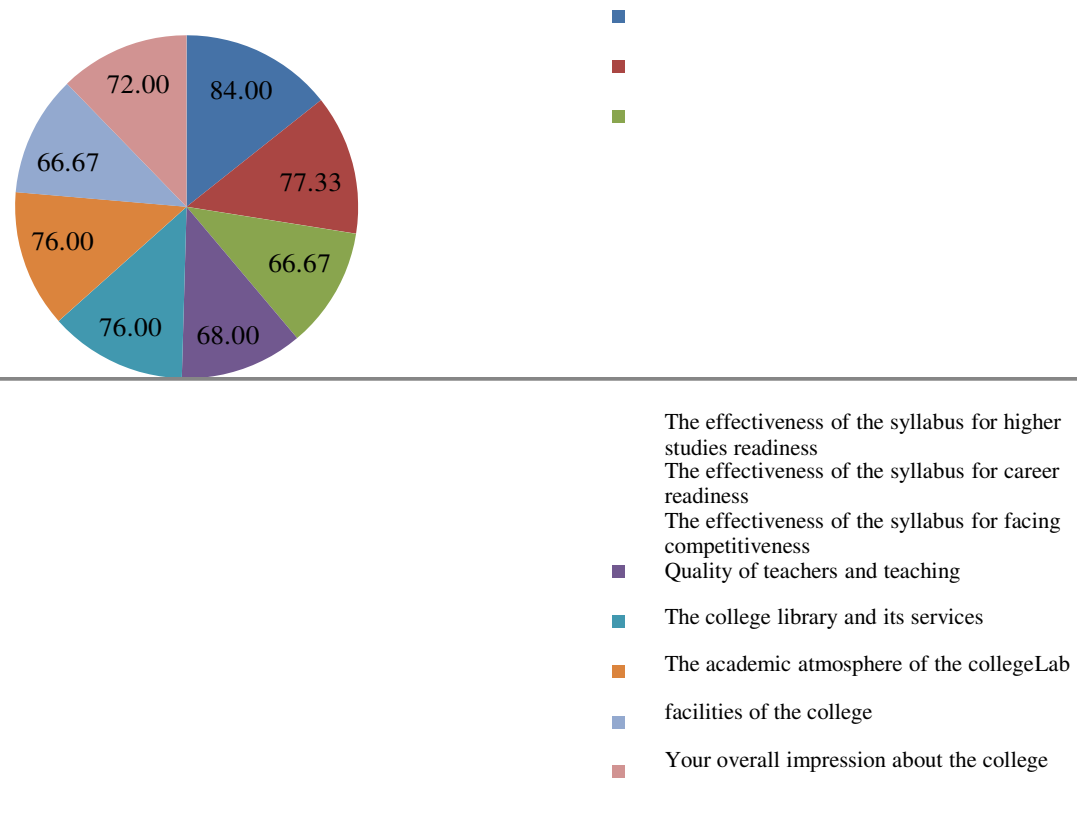
The feedback is collected from the parents and the analysis of their responses indicates that on an average 85 per cent of the parents expressed their satisfaction with the following aspects:

- The effectiveness of the syllabus for higher studies readiness
- The effectiveness of the syllabus for career readiness
- The effectiveness of the syllabus for facing competitiveness
- Quality of teachers and teaching
- The college library and its services

ANALYSIS OF THE ALUMNI FEEDBACK ON DESIGN and REVIEW of SYLLABUS FOR THE YEAR 2017-18

Sno	Attribute	Dissatisfied			Needs Improvement			Moderately satisfied			Satisfied			Highly satisfied			Total Score given by the students	Maximum Score of all students	Average Score with %
		No. Of Items (I)	Score	Total	No. Of Items (II)	Score	Total	No. Of Items (III)	Score	Total	No. Of Items (IV)	Score	Total	No. Of Items (V)	Score	Total			
1	The effectiveness of the syllabus for higher studies readiness	0	2	0	1	4	4	0	6	0	9	8	72	5	10	50	126	150	84.00
2	The effectiveness of the syllabus for career redness	0	2	0	2	4	8	3	6	18	5	8	40	5	10	50	116	150	77.33
3	The effectiveness of the syllabus for facing competitiveness	3	2	6	3	4	12	1	6	6	2	8	16	6	10	60	100	150	66.67
4	Quality of teachers and teaching	2	2	4	1	4	4	4	6	24	5	8	40	3	10	30	102	150	68.00
5	The college library and its services	1	2	2	2	4	8	2	6	12	4	8	32	6	10	60	114	150	76.00
6	The academic atmosphere of the college	0	2	0	2	4	8	3	6	18	6	8	48	4	10	40	114	150	76.00
7	Lab facilities of the college	0	2	0	2	4	8	2	6	12	5	8	40	4	10	40	100	150	66.67
8	Your overall impression about the college	1	2	2	2	4	8	3	6	18	5	8	40	4	10	40	108	150	72.00

ANALYSIS OF THE ALUMNI FEEDBACK ON DESIGN and REVIEW of SYLLABUS FOR THE YEAR 2017-18



Analysis:

The college took the feedback from its alumni and here is the analysis.

On an average above 73 per cent of the alumni expressed satisfaction with the following quality aspects:

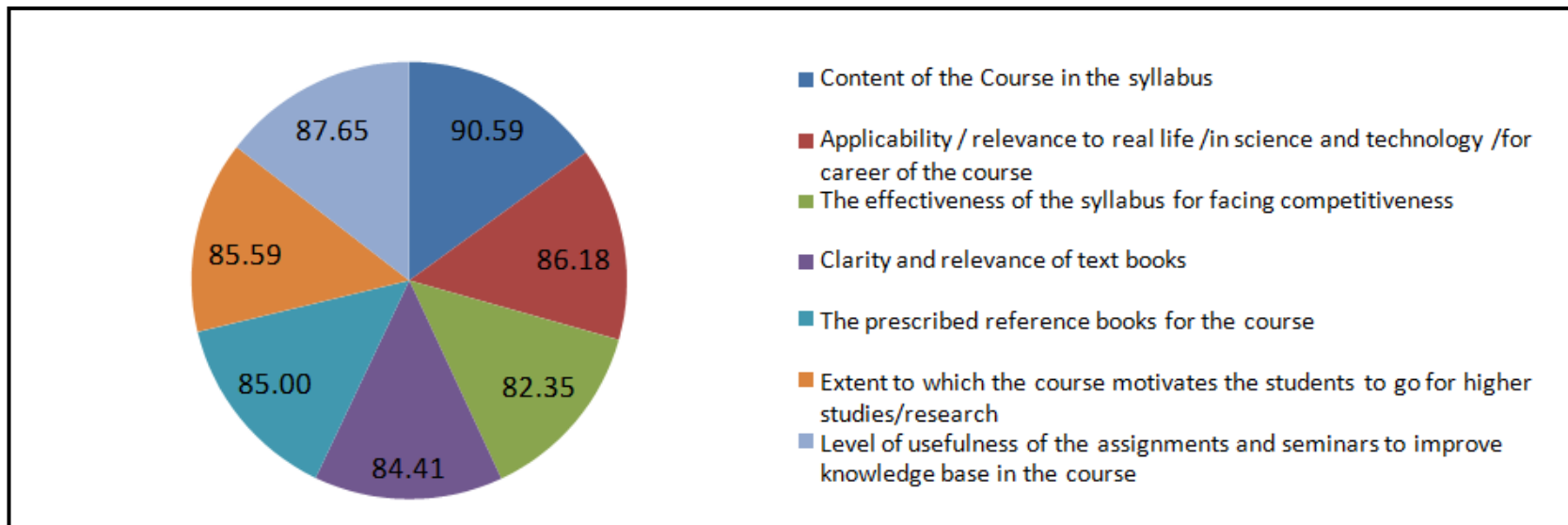
- The effectiveness of the syllabus for higher studies readiness
- The effectiveness of the syllabus for career readiness
- The effectiveness of the syllabus for facing competitiveness
- Quality of teachers and teaching, the college library and its services
- The academic atmosphere of the college
- Lab facilities of the college.

ANALYSIS OF THE STUDENT FEEDBACK ON DESIGN and REVIEW of SYLLABUS FOR THE YEAR 2016-17

SNo	Attribute	Dissatisfied			Needs Improvement			Moderately satisfied			Satisfied			Highly satisfied			Total Score given by the students	Maximum Score of all students	Average Score with %
		No. Of Items (I)	Score	Total	No. Of Items (II)	Score	Total	No. Of Items (III)	Score	Total	No. Of Items (IV)	Score	Total	No. Of Items (V)	Score	Total			
1	Content of the Course in the syllabus	0	2	0	0	4	0	2	6	12	28	8	224	38	10	380	616	680	90.59
2	Applicability / relevance to real life /in science and technology /for career of the course	0	2	0	0	4	0	6	6	36	35	8	280	27	10	270	586	680	86.18
3	The effectiveness of the syllabus for facing competitiveness	0	2	0	0	4	0	18	6	108	24	8	192	26	10	260	560	680	82.35
4	Clarity and relevance of text books	0	2	0	2	4	8	10	6	60	27	8	216	29	10	290	574	680	84.41
5	The prescribed reference books for the course	0	2	0	0	4	0	12	6	72	27	8	216	29	10	290	578	680	85.00

6	Extent to which the course motivates the students to go for higher studies/research	0	2	0	0	4	0	10	6	60	29	8	232	29	10	290	582	680	85.59
7	Level of usefulness of the assignments and seminars to improve knowledge base in the course	0	2	0	0	4	0	8	6	48	26	8	208	34	10	340	596	680	87.65

ANALYSIS OF THE STUDENT FEEDBACK ON DESIGN and REVIEW of SYLLABUS FOR THE YEAR 2016-17



Analysis:

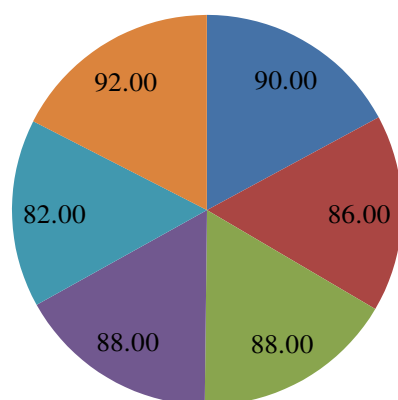
Students who offered feedback were from different courses. For students, it addressed curriculum and its learning related issues in terms of quality, competence, skills and professionalism. This feedback also considers other issues like effective delivery of curriculum, timely completion of the syllabus, Content of the Course in the syllabus, Applicability/relevance of the course, availability of prescribed reference books for the course, motivation to go for higher studies, Level of usefulness of the assignments and seminars to improve knowledge.

With regard to the content of the Course in the syllabus, 91 per cent of students are satisfied. In respect of applicability / relevance to real life /in science and technology, 86 per cent students expressed satisfaction. 82 per cent of student found the syllabus useful for competitiveness. 84 per cent of the students are satisfied with the clarity and usefulness of the text books for the course. As many as 85 per cent of the students are happy with the reference books available in the library. 86 per cent of students felt that the course they have chosen really motivates them to go for higher studies/research and 88 per cent of the students are satisfied with the level of effectiveness of the assignments and seminars to improve knowledge base in the course.

ANALYSIS OF THE TEACHER FEEDBACK ON DESIGN and REVIEW of SYLLABUS FOR THE YEAR 2016-17

SNo	Attribute	Dissatisfied			Needs Improvement			Moderately satisfied			Satisfied			Highly satisfied			Total Score given by the students	Maximum Score of all students	Average Score with %
		No. Of Items (I)	Score	Total	No. Of Items (II)	Score	Total	No. Of Items (III)	Score	Total	No. Of Items (IV)	Score	Total	No. Of Items (V)	Score	Total			
1	The effectiveness of the syllabus for higher studies readiness	0	2	0	0	4	0	0	6	0	5	8	40	5	10	50	90	100	90.00
2	The effectiveness of the syllabus for career readiness	0	2	0	0	4	0	0	6	0	7	8	56	3	10	30	86	100	86.00
3	The effectiveness of the syllabus for facing competitiveness	0	2	0	0	4	0	0	6	0	6	8	48	4	10	40	88	100	88.00
4	Effectiveness of projects in helping students to improve their knowledge base in recent research trends in their respective fields	0	2	0	0	4	0	0	6	0	6	8	48	4	10	40	88	100	88.00
5	Timely conduct of University and internal exams and announcement of results in the semester system	0	2	0	1	4	4	1	6	6	4	8	32	4	10	40	82	100	82.00
6	Effectiveness of the present curriculum in providing a boost in the social / economic/scientific/cultural development of the society	0	2	0	0	4	0	1	6	6	7	8	56	3	10	30	92	100	92.00

ANALYSIS OF THE TEACHER FEEDBACK ON DESIGN and REVIEW of SYLLABUS FOR THE YEAR 2016-17



- The effectiveness of the syllabus for higher studies readiness
- The effectiveness of the syllabus for career readiness
- The effectiveness of the syllabus for facing competitiveness
- Effectiveness of projects in helping students to improve their knowledge base in recent research trends in their respective fields
- Timely conduct of University and internal exams and announcement of results in the semester system
- Effectiveness of the present curriculum in providing a boost in the social / economic/scientific/cultural development of the society

Analysis

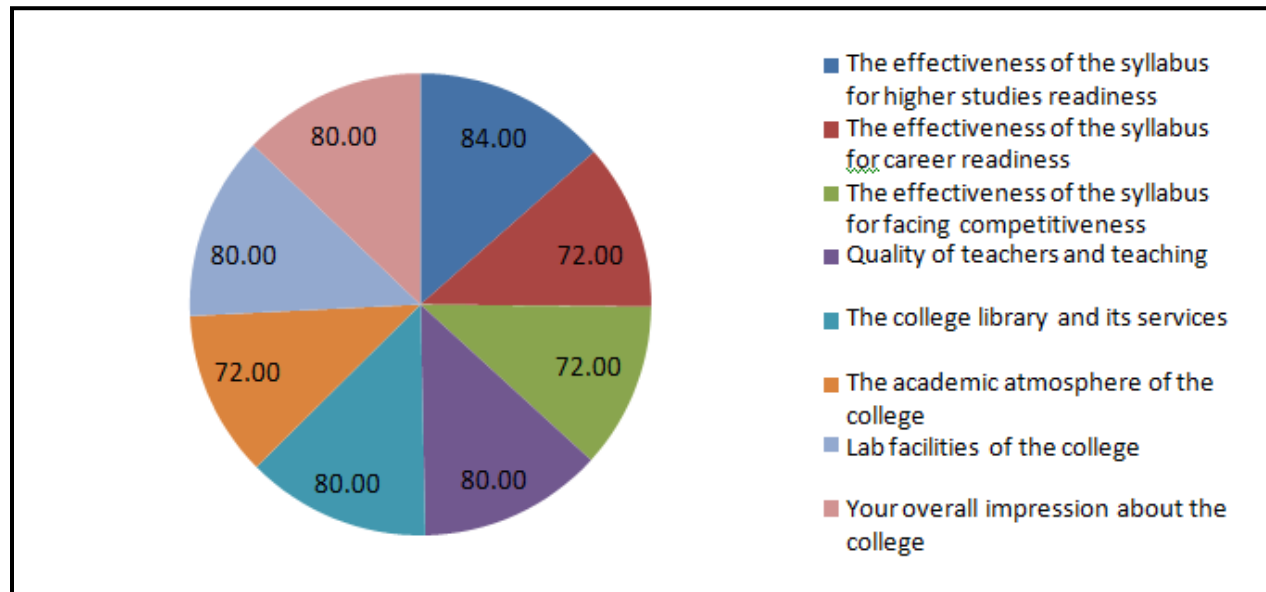
The feedback is taken from the teachers and the analysis of their responses is as follows

With regard to the effectiveness of the syllabus for higher studies readiness, 90 per cent of the teachers are satisfied. 86 per cent of teachers found the syllabus for career readiness, 88 per cent found it to be useful for competitiveness. 88 percent of teachers were happy with the effectiveness of projects in helping students to improve their knowledge base in recent research trends in their respective fields. 82 per cent are happy with timely conduct of university and internal exams and announcement of results in the semester system and 92 per cent of teachers were happy with the relevance of the syllabus for the development of the society.

ANALYSIS OF THE PARENT FEEDBACK ON DESIGN and REVIEW of SYLLABUS FOR THE YEAR 2016-17

Sno	Attribute	Dissatisfied			Needs Improvement			Moderately satisfied			Satisfied			Highly satisfied			Total Score given by the students	Maximum Score of all students	Average Score with %
		No. Of Items (I)	Score	Total	No. Of Items (II)	Score	Total	No. Of Items (III)	Score	Total	No. Of Items (IV)	Score	Total	No. Of Items (V)	Score	Total			
1	The effectiveness of the syllabus for higher studies readiness	0	2	0	0	4	0	0	6	0	4	8	32	1	10	10	42	50	84.00
2	The effectiveness of the syllabus for career readiness	0	2	0	0	4	0	2	6	12	3	8	24	0	10	0	36	50	72.00
3	The effectiveness of the syllabus for facing competitiveness	0	2	0	0	4	0	3	6	18	1	8	8	1	10	10	36	50	72.00
4	Quality of teachers and teaching	0	2	0	0	4	0	0	6	0	5	8	40	0	10	0	40	50	80.00
5	The college library and its services	0	2	0	0	4	0	0	6	0	5	8	40	0		0	40	50	80.00
6	The academic atmosphere of the college	0	2	0	0	4	0	2	6	12	3	8	24	0	10	0	36	50	72.00
7	Lab facilities of the college	0	2	0	0	4	0	0	6	0	5	8	40	0	10	0	40	50	80.00
8	Your overall impression about the college	0	2	0	0	4	0	0	6	0	5	8	40	0	10	0	40	50	80.00

ANALYSIS OF THE PARENT FEEDBACK ON DESIGN and REVIEW of SYLLABUS FOR THE YEAR 2016-17



Analysis

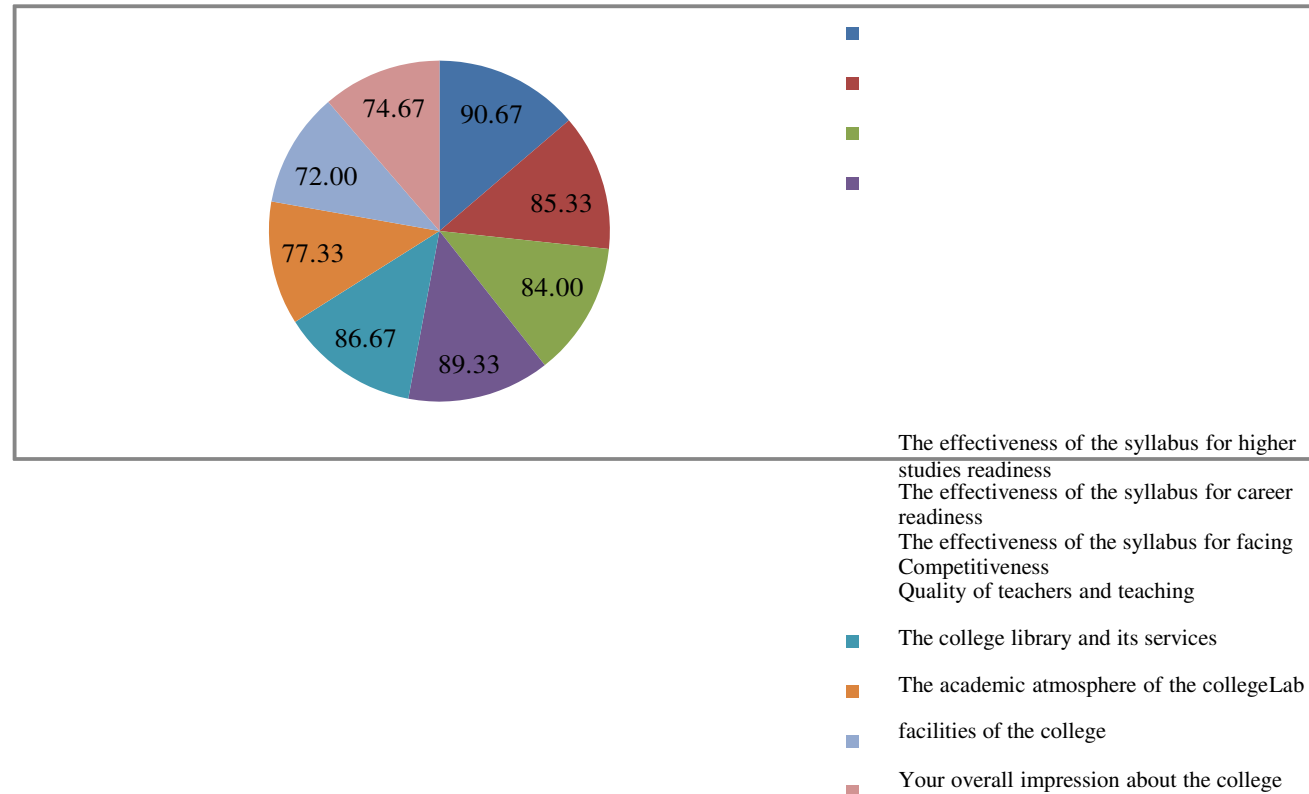
The feedback is collected from the parents and the analysis of their responses indicates that on an average 78 per cent of the parents expressed their satisfaction with the following aspects:

- The effectiveness of the syllabus for higher studies readiness
- The effectiveness of the syllabus for career readiness
- The effectiveness of the syllabus for facing competitiveness
- Quality of teachers and teaching
- The college library and its services

ANALYSIS OF THE ALUMNI FEEDBACK ON DESIGN and REVIEW of SYLLABUS FOR THE YEAR 2016-17

S No	Attribute	Dissatisfied			Needs Improvement			Moderately satisfied			Satisfied			Highly satisfied			Total Score given by the students	Maximum Score of all students	Average Score with %
		No. Of Items (I)	Score	Total	No. Of Items (II)	Score	Total	No. Of Items (III)	Score	Total	No. Of Items (IV)	Score	Total	No. Of Items (V)	Score	Total			
1	The effectiveness of the syllabus for higher studies readiness	0	2	0	0	4	0	2	6	12	3	8	24	10	10	100	136	150	90.67
2	The effectiveness of the syllabus for career redness	0	2	0	0	4	0	2	6	12	7	8	56	6	10	60	128	150	85.33
3	The effectiveness of the syllabus for facing competitiveness	0	2	0	0	4	0	2	6	12	8	8	64	5	10	50	126	150	84.00
4	Quality of teachers and teaching	0	2	0	0	4	0	0	6	0	8	8	64	7	10	70	134	150	89.33
5	The college library and its services	0	2	0	0	4	0	0	6	0	5	8	40	9	10	90	130	150	86.67
6	The academic atmosphere of the college	0	2	0	0	4	0	5	6	30	7	8	56	3	10	30	116	150	77.33
7	Lab facilities of the college	0	2	0	2	4	8	3	6	18	9	8	72	1	10	10	108	150	72.00
8	Your overall impression about the college	0	2	0	0	4	0	5	6	30	4	8	32	5	10	50	112	150	74.67

ANALYSIS OF THE ALUMNI FEEDBACK ON DESIGN and REVIEW of SYLLABUS FOR THE YEAR 2016-17



Analysis

The college took the feedback from its alumni and here is the analysis.

On an average above 83 per cent of the alumni expressed satisfaction with the following quality aspects:

- The effectiveness of the syllabus for higher studies readiness
- The effectiveness of the syllabus for career readiness
- The effectiveness of the syllabus for facing competitiveness
- Quality of teachers and teaching, the college library and its services
- The academic atmosphere of the college
- Lab facilities of the college.